



External corners profiles Cerfix® Proangle Q

Application

PROANGLE Q is a line of universal profiles indicated specifically to seal and protect external corners of ceramic coverings, which squared out form clearly defines the laying of covering, thus avoiding the unsightly and fragile 45° cut. This line is recommended for: sealing and protecting floors and edges of steps made with the most varied of materials such as: parquets, stone and resin; also acting as a finishing touch to your work and footrests.

PROANGLE Q in stainless steel, polished or satin finish, is particularly resistance to chemicals and atmospheric agents.

The version with quality 1.4404 offers features of superior corrosion resistance and it is therefore recommended for applications in areas subjected to greater chemical stress (e.g. swimming pools and food industries) and in sea areas.

PROANGLE Q in polished brass is a profile with a modern design, offered in a classic finish that can be combined with other furniture elements such as handles, taps etc.. made of the same materials and finishes.

The version in chromium-plated brass stands out for perfect brightness and it is the most recommended for decorative element in an environment where everything is designed to give a mark of exclusive refinement.

PROANGLE Q in aluminum is available in a wide selection of decors and finishes, it can be used as decorative listello or in combination with PROLIST profiles, available in the same finishes, deriving refined and pleasing combinations/contrasts with a wide variety of coverings.

Aluminum models are not suited to be used on pavements.

Chrome brass models are not recommended for use on floors where there is an intense volume of passage.

Special components are available for external and internal angles, lending to the uniformity and linearity of the finish.

Materials

Anodized aluminum

Al-Mg-Si Alloy heat treated to T6 temper (6060 T6)

These profiles are made by extrusion and subsequently anodized. They are well-resistant to chemical and atmospheric agents. Wet cement and its derivatives produce alkaline substances that, when left to act on the surface, can corrode metal (formation of aluminum hydroxide). For this reason, the visual surface of the profile must be cleaned thoroughly of cements, adhesives and caulking or stopping material. As a result of wear and treading (when these profiles are used on flooring), anodized surfaces wear down, losing their original finish.

High shine aluminum

Al-Mg-Si Alloy heat treated to T6 temper (6463 T6)

These profiles are made by extrusion and subsequently treated and mechanically worked. They guarantee a discernible resistance to chemical and atmospheric agents. Wet cement and its derivatives produce alkaline substances that, when left to act on the surface, can corrode metal (formation of aluminum hydroxide). For this reason, the visual surface of the profile must be cleaned thoroughly of cements, adhesives and caulking or stopping material.

Do not use profiles in high shine aluminum on floors.

Varnished aluminum

Al-Mg-Si Alloy heat treated to T6 temper (6060 T6)

These profiles are made by extrusion and subsequently varnished. They present a distinct resistance to chemical and atmospheric agents, though they cannot handle mechanical stress, which damages the enamel surface; use of this material is not recommended for floors. Cement, adhesives and materials used for caulking and stopping must be immediately cleaned from the visible surface of the profile.

Stainless Steel

AISI 304 - DIN 1.4301

Featuring a substantial resistance to the principal chemical and atmospheric agents, lime and mortar, as well as adhesives for tiles and cleaning agents. Recommended for use even in the food industry, hospitals, pools, general exterior environments, etc.

Stainless Steel

AISI 316 - DIN 1.4404

Featuring a substantial resistance to the principal chemical and atmospheric agents, lime and mortar, as well as adhesives for tiles and cleaning agents. Moreover, it affords good resistance against chlorine and saltiness. Particularly well-suited for extreme working conditions.

Polished Brass

Alloy CW624N UNI EN 12167

These profiles are made by extrusion and subsequently polished mechanically. The external surface must be protected from scratches and rubbing. They are well-resistant to chemical agents and mechanical stress. On the visible surface, brass is nevertheless subject to the oxidation phenomenon that causes a surface patina. When exposed to strong atmospheric humidity or corrosive agents, brass is subject to an elevated rate of oxidation and can present surface stains and spots. Whenever necessary, the initial natural look can be recovered with abrasives or specific polishing products.

Chrome brass

Alloy CW624N UNI EN 12167

These profiles are made by extrusion and subsequently varnished. Resistant to UV rays, chemical and atmospheric agents. Do not use chrome brass profiles on floors in areas subject to intense passage.

Rigid PVC

Compound of rigid PVC vinyl lead-free, shock-resistant, self-extinguishing. Stabilized eco-compatible salt-based Ca-Zn.

PVC Co-extrude - Rigid/Plasticized

Compound of rigid PVC vinyl lead-free, shock-resistant, self-extinguishing. Stabilized eco-compatible salt-based Ca-Zn.

Compound PVC vinyl plasticized lead-free, self-extinguishing. Stabilized eco-compatible salt-based Ca-Zn.

General note on metals

Aluminium, Brass, Stainless Steel AISI 304 - DIN 1.4301 and Stainless Steel AISI 316 - DIN 1.4404 are not resistant to all chemical compounds and it would thus be necessary to keep them away from particularly aggressive products such as hydrochloric acid (HCl) and phosphoric acid (H₃PO₄)

Products that can be used for cleaning stones, ceramics and gres, namely muriatic acid, ammonia, bleach or sodium hypochlorite damage the surface finish of the metal and may cause intense corrosive reactions. Therefore, it is necessary to always remove, and as fast and gently as possible, residues of cement, adhesives and materials for caulking and stopping from the surface of profiles.

Laying

Laying instructions using adhesive

Remove the profile from the packaging.

Check that the thickness of the covering to be laid corresponds with the height of the selected profile (see the label).

Remove, wherever present, the protection (protective and/or thermo-shrink film) covering the finish of the profile.

Verify the necessary length and cut the profile to the required measurement, using the proper tools.

With a toothed-spatula, spread the adhesive on the laying surface.

Press the profile so that the previously applied adhesive comes out from the perforations of the tabs.

Delicately place and press the wall covering, ensuring that it is in line with the profile and at the proper distance required for the gap (usually 1 or 3 millimeters).

With the proper gap material, seal the cleft left between the wall covering and the profile.

Clean excess gap material, glue, solvents, etc. carefully with a soft sponge with water within 10 minutes of application.

Care and maintenance

Aluminum

These need no particular maintenance and are easily cared for with colorless alcohol diluted in water or with normal detergents, though not acid-based products (e.g. hydrochloric or hydrofluoric acid).

For cleaning tasks, a wide array of detergents coming in a variety of commercial brands and of numerous manufacturers are generally used.

In general, there are three product types:

- Alkaline type
- Neutral type
- Acid type

For cleaning, neutral detergent diluted in water and a rinsing agent of solely water is recommended, using a sponge and/or non-abrasive cloth to prevent scratches and/or damage to the anodization, shine or varnish.

During cleaning, the following should be kept in mind:

- Do not use acid or alkaline detergents, since they can damage aluminum;
- Do not use abrasive products and/or materials;
- Do not use organic solvents on varnished surfaces;
- Do not use detergents with unknown chemical compositions;
- Do not apply detergents directly to the surface to be cleaned;
- Surfaces must be relatively "cold" when cleaning (Max. Temp = 30°C) and not exposed directly to sunlight;
- Detergents used for cleaning must be in turn "cold" (Max. Temp = 30°C) and spray devices must not be used.

In any case, the last phase of cleaning is always an adequate rinsing with water on the part that has been treated, followed immediately by drying with a soft cloth or rag. Maintenance with polishing products or similar is unnecessary.

Effect a quick and accurate cleaning of the profile, according to the indications on the product's packaging, in order to prevent possible cement deposits, caulking material or similar products that may end up attacking the surface layers.

Stainless Steel

The stainless surfaces can be polished with the adequate products, commonly found in stores.

Stainless steel is easy to clean and extremely hygienic; its smooth and non-porous surface makes it especially difficult for the adhesion and survival of bacteria and/or other micro-organisms.

Some simple guidelines are all that is required to keep steel surfaces perfectly cared for: it suffices to wash with hot water and soap, rinsing abundantly and drying with a soft cloth.

If the surface is exposed to atmospheric or aggressive agents, periodic cleaning of the stainless profile is recommended in order to keep the surface unaltered and prevent the onset of corrosion.

On brushed finish surfaces, always clean in the direction of the grain and never across it.

For scratches, use a detergent/polish suitable for stainless steel and a soft cloth.

Under no circumstances should the following be used for cleaning:

- detergents containing hydrochloric acid (muriatic acid), hydrofluoric acid or bleach; avoid direct contact on the surface of detergents containing chlorine, unless the contact time is brief and followed up by an immediate rinsing with abundant amount of water;
- detergents in abrasive powder form that could damage the surface finish of the profile.

Avoid allowing objects and tools in common steel (e.g. brushes or steel wool normally used to remove residual mortar or similar products) to come into contact with profiles in stainless steel for a prolonged period, otherwise they could transfer ferrous particles (contamination), causing the appearance of rust stains on the surface.

Prevent humid pieces of material or sponges to lay for a prolonged period of time in contact with the stainless steel surface in order to prevent unsightly water stains.

Brass

These need no particular maintenance and are easily cared for with alcohol diluted in water or with normal detergents, though not acid-based products.

For cleaning, neutral detergent diluted in water and a rinsing agent of solely water is recommended, using a sponge and/or non-abrasive cloth to prevent scratches and/or damage to the surface. Use non-abrasive sponges or cloths to avoid scratching the surface. For maintenance, a normal commercial polish should be used (type Sidol).

PVC

These need no particular maintenance and are easily cared for with colorless alcohol diluted in water or with normal detergents, though not acid-based products, also diluted in water; rinse thoroughly when finished with water only.

Use a sponge and/or non-abrasive cloth to prevent scratches and/or damage to the surface.

Fire Control Measures

In case of fire, extinguish with fire-fighting chemical products, dry sand or solid fire-extinguishing agents.

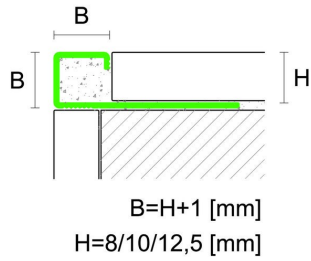
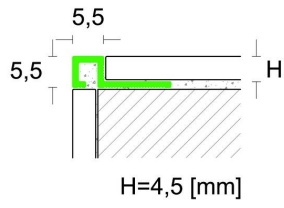
NOTE

These profiles must be handled with care, taking the necessary steps to use suitable gloves to prevent wounds such as cuts to the hand.

All indications and instructions here have come from our own experience to be understood as purely informative and will have to be confirmed through exhaustive practical experience.

Profilpas will not be held responsible for any personal injury or material damage from improper use of the product.

The user is responsible for establishing whether the product is suitable for the task and likewise must assume all responsibility for incorrect laying of material.



Profile

Article	ZQA/45	ZQAN/80	ZQAN/100	ZQAN/125
Height H [mm]	4.5	8	10	12.5
Length [cm]	270	270	270	270
Anodised Aluminium				
Silver	88772	88876	88878	88880
Gold		88890	88892	88894



Outside/inside corner - end cap

Article	ZQA/45/EI	ZQAN/80/EI	ZQAN/100/EI	ZQAN/125/EI
Height H [mm]	4.5	8	10	12.5
Anodised Aluminium				
Silver	88809	88883	88885	88887
Gold		88897	88899	88901

Profile



Article	ZQB/45	ZQBN/80	ZQBN/100	ZQBN/125
Height H [mm]	4.5	8	10	12.5
Length [cm]	270	270	270	270

Bright polished Aluminium

 Silver	88816	88920	88922	88924
 Gold	88933	88935	88937	88939

Article	ZQBR/45	ZQBRN/80	ZQBRN/100	ZQBRN/125	ZQT/45	ZQTN/80	ZQTN/100	ZQTN/125
Height H [mm]	4.5	8	10	12.5	4.5	8	10	12.5
Length [cm]	270	270	270	270	270	270	270	270



Bright polished Aluminium

 Titanium					88949	88951	88953	88955
 Copper	88965	88967	88969	88971				

Outside/inside corner - end cap



Article	ZQB/45/EI	ZQBN/80/EI	ZQBN/100/EI	ZQBN/125/EI
Height H [mm]	4.5	8	10	12.5

Bright polished Aluminium

 Silver	88829	88927	88929	88931
 Gold	88941	88943	88945	88947

Article	ZQBR/45/EI	ZQBRN/80/EI	ZQBRN/100/EI	ZQBRN/125/EI	ZQT/45/EI	ZQTN/80/EI	ZQTN/100/EI	ZQTN/125/EI
Height H [mm]	4.5	8	10	12.5	4.5	8	10	12.5



Bright polished Aluminium

 Titanium					88957	88959	88961	88963
 Copper	88973	88975	88977	88979				

Profile



Article	ZQBS/45	ZQBSN/80	ZQBSN/100	ZQBSN/125
Height H [mm]	4.5	8	10	12.5
Length [cm]	270	270	270	270

Bright satin Aluminium

 Silver	88981	88983	88985	88987
 Gold	88997	88999	89001	89003

Article	ZQBR/45	ZQBRN/80	ZQBRN/100	ZQBRN/125	ZQTM/45	ZQTMN/80	ZQTMN/100	ZQTMN/125
Height H [mm]	4.5	8	10	12.5	4.5	8	10	12.5
Length [cm]	270	270	270	270	270	270	270	270

Bright satin Aluminium

 Titanium					89013	89015	89017	89019
 Copper	89029	89031	89033	89035				

Article	ZQF/45	ZQFN/80	ZQFN/100	ZQFN/125
Height H [mm]	4.5	8	10	12.5
Length [cm]	270	270	270	270
Bright satin Aluminium				
Smoked	89045	89047	89049	89051

Outside/inside corner - end cap

Article	ZQBS/45/EI	ZQBSN/80/EI	ZQBSN/100/EI	ZQBSN/125/EI
Height H [mm]	4.5	8	10	12.5
Bright satin Aluminium				
Silver	88989	88991	88993	88995
Gold	89005	89007	89009	89011

Article	ZQBR/45/EI	ZQBRN/80/EI	ZQBRN/100/EI	ZQBRN/125/EI	ZQTM/45/EI	ZQTMN/80/EI	ZQTMN/100/EI	ZQTMN/125/EI
Height H [mm]	4.5	8	10	12.5	4.5	8	10	12.5
Bright satin Aluminium								
Titanium					89021	89023	89025	89027
Copper	89037	89039	89041	89043				

Article	ZQF/45/EI	ZQFN/80/EI	ZQFN/100/EI	ZQFN/125/EI
Height H [mm]	4.5	8	10	12.5
Bright satin Aluminium				
Smoked	89053	89055	89057	89059

Profile

Article	ZQAG/45	ZQAGN/80	ZQAGN/100	ZQAGN/125
Height H [mm]	4.5	8	10	12.5
Length [cm]	270	270	270	270
Bright scratched Aluminium				
Silver	89061	89063	89065	89067

Outside/inside corner - end cap

Article	ZQAG/45	ZQAGN/80/EI	ZQAGN/100/EI	ZQAGN/125/EI
Height H [mm]	4.5	8	10	12.5
Bright scratched Aluminium				
Silver	89069	89071	89073	89075

Profile

Article	ZQV/45	ZQVN/80	ZQVN/80	ZQVN/100	ZQVN/100	ZQVN/125	ZQVN/125
Height H [mm]	4.5	8	8	10	10	12.5	12.5
Length [cm]	270	0	270	0	270	0	270

Painted Aluminium

RAL 9010 - Pure white	89077	89079	89081	89083
Rust	89094	89096	89098	
RAL7015 - Charcoal grey	89093	89095	89097	

Outside/inside corner - end cap

Article	ZQVN/80	ZQVN/100	ZQVN/125
Height H [mm]	8	10	12.5

Painted Aluminium

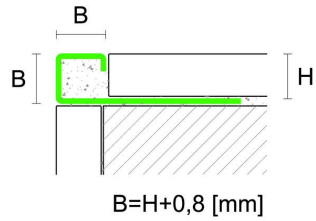
Rust	89101	89103	89105
RAL7015 - Charcoal grey	89100	89102	89104

Outside/inside corner - end cap

Article	ZQV/45/EI	ZQVN/80/EI	ZQVN/100/EI	ZQVN/125/EI
Height H [mm]	4.5	8	10	12.5

Painted Aluminium

RAL 9010 - Pure white	89085	89087	89089	89091
-----------------------	-------	-------	-------	-------



Profile

Article	ZQIN/60	ZQIN/80	ZQIN/90	ZQIN/100	ZQIN/110	ZQIN/125	ZQIN/150	ZQINS/60
Height H [mm]	6	8	9	10	11	12.5	15	6
Length [cm]	270	270	270	270	270	270	270	270
Stainless Steel AISI 304 - DIN 1.4301								
	90049	90050	90051	90052	90053	90054	90055	90100

Outside/inside corner - end cap in blister packaging

Article	ZQINS/60
Height H [mm]	6
Stainless Steel AISI 304 - DIN 1.4301	
	90112

Outside/inside corner - end cap

Article	ZQIN/80/EI	ZQIN/90/EI	ZQIN/100/EI	ZQIN/110/EI	ZQIN/125/EI	ZQIN/150/EI
Height H [mm]	8	9	10	11	12.5	15
Stainless Steel AISI 304 - DIN 1.4301						
	90065	90066	90067	90068	90069	90070

Profile

Article	ZQINS/80	ZQINS/90	ZQINS/100	ZQINS/110	ZQINS/125	ZQINS/150
Height H [mm]	8	9	10	11	12.5	15
Length [cm]	270	270	270	270	270	270

Satin finished Stainless Steel AISI 304 - DIN 1.4301

90101	90102	90103	90104	90105	90106
-------	-------	-------	-------	-------	-------

Outside/inside corner - end cap

Article	ZQINS/80/EI	ZQINS/90/EI	ZQINS/100/EI	ZQINS/110/EI	ZQINS/125/EI	ZQINS/150/EI
Height H [mm]	8	9	10	11	12.5	15

Satin finished Stainless Steel AISI 304 - DIN 1.4301

90113	90114	90115	90116	90117	90118
-------	-------	-------	-------	-------	-------

Profile

Article	ZQINX/80	ZQINX/100	ZQINX/125
Height H [mm]	8	10	12.5
Length [cm]	270	270	270

Stainless Steel AISI 316 - DIN 1.4404

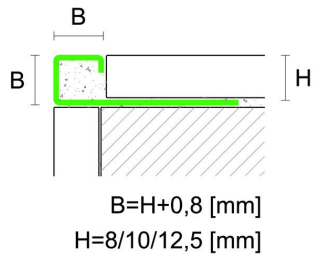
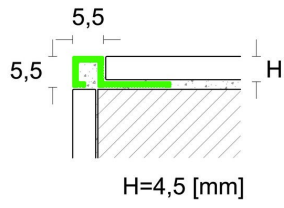
90107	90109	90111
-------	-------	-------

Outside/inside corner - end cap

Article	ZQINX/80/EI	ZQINX/100/EI	ZQINX/125/EI
Height H [mm]	8	10	12.5

Stainless Steel AISI 316 - DIN 1.4404

90119	90121	90123
-------	-------	-------



Profile

Article	ZQLN/80	ZQLN/100	ZQLN/125
Height H [mm]	8	10	12.5
Length [cm]	270	270	270

Polished Brass

	90056	90057	90058
--	-------	-------	-------

Outside/inside corner - end cap

Article	ZQLN/80/EI	ZQLN/100/EI	ZQLN/125/EI
Height H [mm]	8	10	12.5

Polished Brass

	90071	90072	90073
--	-------	-------	-------

Profile

Article	ZQK/45	ZQKN/80	ZQKN/100	ZQKN/125
Height H [mm]	4.5	8	10	12.5
Length [cm]	270	270	270	270

Cromium-plated Brass

88870	90059	90060	90061
-------	-------	-------	-------

Outside/inside corner - end cap

Article	ZQIN/80/EI	ZQIN/100/EI	ZQIN/125/EI
Height H [mm]	8	10	12.5

Stainless Steel AISI 304 - DIN 1.4301

90065	90067	90069
-------	-------	-------

Article ZQK/45/EI

Height H [mm] 4.5

Length [cm] 270



Cromium-plated Brass

88872

Outside/inside corner - end cap in blister packaging

Article	ZQP/80	ZQP/125
Height H [mm]	8	12.5
Length [cm]	270	270

Rigid PVC

 Anthracite	80877
 RAL 7035 - Light grey	80871

Profile

Article	ZQP/60	ZQP/80	ZQP/100	ZQP/125
Height H [mm]	6	8	10	12.5
Length [cm]	270	270	270	270











Co-extruded PVC - Rigid/Plasticized

 Anthracite	80824	80825	80826	
 Pastel Blue	80828	80829	80830	80831
 Beige bahama	80832	80833	80834	80835
 White	80800	80801	80802	80803
 Brown	80836	80837	80838	80839
 RAL 1015 - Ivory	80808	80809	80810	80811
 RAL 1019 - Beige grey	80812	80813	80814	80815
 RAL 7030 - Stone grey	80816	80817	80818	80819
 RAL 7035 - Light grey	80820		80822	80823
 RAL 9001 - White cream	80804	80805	80806	80807

Outside/inside corner - end cap

Article	ZQP/60	ZQP/80	ZQP/100	ZQP/125
Height H [mm]	6	8	10	12.5
Length [cm]	270	270	270	270

Rigid PVC

 Anthracite	80874	80875	80876	
 Pastel Blue	80878	80879		80881
 Beige bahama	80882	80883	80884	80885
 White	80850	80851	80852	80853
 Brown	80886	80887	80888	80889
 RAL 1015 - Ivory	80858	80859	80860	80861
 RAL 1019 - Beige grey	80862	80863	80864	
 RAL 7030 - Stone grey	80866	80867	80868	80869
 RAL 7035 - Light grey	80870		80872	80873
 RAL 9001 - White cream	80854	80855	80856	80857