



## External corners profiles Cerfix® Proangle

### Application

PROANGLE is a line of technical profiles designed for: finishing, closings, protection and decoration when laying flush flooring in ceramic, marble, granite, parquet or other types of materials.

These profiles are ideal as: separation and decorative joints between floorings in different materials, e.g., between flooring in ceramic and parquet or carpet; finishing and protective profiles for the edges of steps, footrests and work spaces; and perimeter profiles for fixing doormats.

The PROANGLE line, in natural brass and natural aluminum, is especially suited for marble, resin and wood laying, or wherever surface polishing is required up to a maximum thickness of 1.5mm.

As a general rule of thumb, the polishing of profiles in materials differing from those indicated above should be avoided.

Models in high shine aluminum, anodized, varnish and PVC are not suited to be used on pavements.

Chrome brass models are not recommended for use on floors where there is an intense volume of passage.

PROANGLE is also the perfect choice for sealing and protecting external corners for ceramic covering, avoiding the unsightly and fragile 45° cut. The particular square form clearly outlines coverings such as rectified porcelain stoneware.

Available in different materials, colors and finishes, these profiles are thus used as decoration, as they lend a refined and pleasing effect whether matching or contrasting with the covers of the most varied styles.

The versatility of the PROANGLE line is due to the diversity of the materials used, rendering these profiles fit for use in any civil, public and industrial environment.

PROANGLE is likewise available in Flex; in natural aluminum, stainless steel and brass; created specifically to satisfy laying situations where the profile must curve, aided by the PROFLEX machine, to follow the curved line of the junction.

### Materials

#### Anodized aluminum

Al-Mg-Si Alloy heat treated to T6 temper (6060 T6)

These profiles are made by extrusion and subsequently anodized. They are well-resistant to chemical and atmospheric agents. Wet cement and its derivatives produce alkaline substances that, when left to act on the surface, can corrode metal (formation of aluminum hydroxide). For this reason, the visual surface of the profile must be cleaned thoroughly of cements, adhesives and caulking or stopping material. As a result of wear and treading (when these profiles are used on flooring), anodized surfaces wear down, losing their original finish.

#### High shine aluminum

Al-Mg-Si Alloy heat treated to T6 temper (6463 T6)

These profiles are made by extrusion and subsequently treated and mechanically worked. They guarantee a discernible resistance to chemical and atmospheric agents. Wet cement and its derivatives produce alkaline substances that, when left to act on the surface, can corrode metal (formation of aluminum hydroxide). For this reason, the visual surface of the profile must be cleaned thoroughly of cements, adhesives and caulking or stopping material.

Do not use profiles in high shine aluminum on floors.

#### Varnished aluminum

Al-Mg-Si Alloy heat treated to T6 temper (6060 T6)

These profiles are made by extrusion and subsequently varnished. They present a distinct resistance to chemical and atmospheric agents, though they cannot handle mechanical stress, which damages the enamel surface; use of this material is not recommended for floors. Cement, adhesives and materials used for caulking and stopping must be immediately cleaned from the visible surface of the profile.

#### Stainless Steel

AISI 304 - DIN 1.4301

Featuring a substantial resistance to the principal chemical and atmospheric agents, lime and mortar, as well as adhesives for tiles and cleaning agents. Recommended for use even in the food industry, hospitals, pools, general exterior environments, etc.

## Stainless Steel

AISI 316 - DIN 1.4404

Featuring a substantial resistance to the principal chemical and atmospheric agents, lime and mortar, as well as adhesives for tiles and cleaning agents. Moreover, it affords good resistance against chlorine and saltiness. Particularly well-suited for extreme working conditions.

## Chrome brass

Alloy CW624N UNI EN 12167

These profiles are made by extrusion and subsequently varnished. Resistant to UV rays, chemical and atmospheric agents. Do not use chrome brass profiles on floors in areas subject to intense passage.

## Rigid PVC

Compound of rigid PVC vinyl lead-free, shock-resistant, self-extinguishing. Stabilized eco-compatible salt-based Ca-Zn.

## General note on metals

Aluminium, Brass, Stainless Steel AISI 304 - DIN 1.4301 and Stainless Steel AISI 316 - DIN 1.4404 are not resistant to all chemical compounds and it would thus be necessary to keep them away from particularly aggressive products such as hydrochloric acid (HCl) and phosphoric acid (H<sub>3</sub>PO<sub>4</sub>)

Products that can be used for cleaning stones, ceramics and gres, namely muriatic acid, ammonia, bleach or sodium hypochlorite damage the surface finish of the metal and may cause intense corrosive reactions. Therefore, it is necessary to always remove, and as fast and gently as possible, residues of cement, adhesives and materials for caulking and stopping from the surface of profiles.

## Laying

### Laying instructions using adhesive

Remove the profile from the packaging.

Check that the thickness of the covering/flooring to be laid corresponds with the height of the selected profile (see the label).

Remove, wherever present, the protection (protective and/or thermo-shrink film) covering the finish of the profile.

Verify the necessary length and cut the profile to the required measurement, using the proper tools.

With a toothed-spatula, spread the adhesive on the laying surface.

Press the profile so that the previously applied adhesive comes out from the perforations of the tabs.

### To wall covering

Delicately place and press the covering, ensuring that it is in line with the profile and at the proper distance required for the gap (usually 1 or 3 millimeters).

### To flooring

Delicately place and press the flooring, ensuring that it is in line with the profile or slightly above, and at the proper distance required for the gap (usually 1 or 3 millimeters).

In any case, the surface in view of the profile should never exceed the floor itself, which would cause definite tripping problems.

With the proper gap material, seal the cleft left between the wall covering or the floor and the profile.

Clean excess gap material, glue, solvents, etc. carefully with a soft sponge with water within 10 minutes of application.

## Care and maintenance

### Aluminum

These need no particular maintenance and are easily cared for with colorless alcohol diluted in water or with normal detergents, though not acid-based products (e.g. hydrochloric or hydrofluoric acid).

For cleaning tasks, a wide array of detergents coming in a variety of commercial brands and of numerous manufacturers are generally used.

In general, there are three product types:

- Alkaline type
- Neutral type
- Acid type

For cleaning, neutral detergent diluted in water and a rinsing agent of solely water is recommended, using a sponge and/or non-abrasive cloth to prevent scratches and/or damage to the anodization, shine or varnish.

During cleaning, the following should be kept in mind:

- Do not use acid or alkaline detergents, since they can damage aluminum;
- Do not use abrasive products and/or materials;
- Do not use organic solvents on varnished surfaces;
- Do not use detergents with unknown chemical compositions;
- Do not apply detergents directly to the surface to be cleaned;
- Surfaces must be relatively "cold" when cleaning (Max. Temp = 30°C) and not exposed directly to sunlight;
- Detergents used for cleaning must be in turn "cold" (Max. Temp = 30°C) and spray devices must not be used.

In any case, the last phase of cleaning is always an adequate rinsing with water on the part that has been treated, followed immediately by drying with a soft cloth or rag. Maintenance with polishing products or similar is unnecessary.

Effect a quick and accurate cleaning of the profile, according to the indications on the product's packaging, in order to prevent possible cement deposits, caulking material or similar products that may end up attacking the surface layers.

### Stainless Steel

The stainless surfaces can be polished with the adequate products, commonly found in stores.

Stainless steel is easy to clean and extremely hygienic; its smooth and non-porous surface makes it especially difficult for the adhesion and survival of bacteria and/or other micro-organisms.

Some simple guidelines are all that is required to keep steel surfaces perfectly cared for: it suffices to wash with hot water and soap, rinsing abundantly

and drying with a soft cloth.

If the surface is exposed to atmospheric or aggressive agents, periodic cleaning of the stainless profile is recommended in order to keep the surface unaltered and prevent the onset of corrosion.

On brushed finish surfaces, always clean in the direction of the grain and never across it.

For scratches, use a detergent/polish suitable for stainless steel and a soft cloth.

Under no circumstances should the following be used for cleaning:

- detergents containing hydrochloric acid (muriatic acid), hydrofluoric acid or bleach; avoid direct contact on the surface of detergents containing chlorine, unless the contact time is brief and followed up by an immediate rinsing with abundant amount of water;
- detergents in abrasive powder form that could damage the surface finish of the profile.

Avoid allowing objects and tools in common steel (e.g. brushes or steel wool normally used to remove residual mortar or similar products) to come into contact with profiles in stainless steel for a prolonged period, otherwise they could transfer ferrous particles (contamination), causing the appearance of rust stains on the surface.

Prevent humid pieces of material or sponges to lay for a prolonged period of time in contact with the stainless steel surface in order to prevent unsightly water stains.

#### **Brass**

These need no particular maintenance and are easily cared for with alcohol diluted in water or with normal detergents, though not acid-based products. For cleaning, neutral detergent diluted in water and a rinsing agent of solely water is recommended, using a sponge and/or non-abrasive cloth to prevent scratches and/or damage to the surface. Use non-abrasive sponges or cloths to avoid scratching the surface. For maintenance, a normal commercial polish should be used (type Sidol).

#### **PVC**

These need no particular maintenance and are easily cared for with colorless alcohol diluted in water or with normal detergents, though not acid-based products, also diluted in water; rinse thoroughly when finished with water only.

Use a sponge and/or non-abrasive cloth to prevent scratches and/or damage to the surface.

### **Fire Control Measures**

In case of fire, extinguish with fire-fighting chemical products, dry sand or solid fire-extinguishing agents.

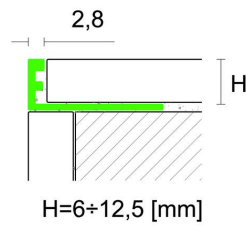
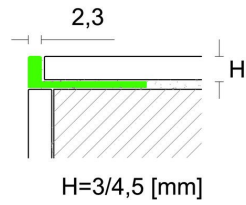
#### **NOTE**

These profiles must be handled with care, taking the necessary steps to use suitable gloves to prevent wounds such as cuts to the hand.

All indications and instructions here have come from our own experience to be understood as purely informative and will have to be confirmed through exhaustive practical experience.

Profilpas will not be held responsible for any personal injury or material damage from improper use of the product.



The user is responsible for establishing whether the product is suitable for the task and likewise must assume all responsibility for incorrect laying of material.



Profile

Article	ZA/30	ZA/45	ZA/60	ZA/60	ZA/80	ZA/80	ZA/100	ZA/100	ZA/110	ZA/125	ZA/125
Height H [mm]	3	4,5	6	6	8	8	10	10	11	12,5	12,5
Width L [mm]	2,3	2,3	2,8	2,8	2,8	2,8	2,8	2,8	2,8	2,8	2,8
Length [cm]	270	270	90	270	90	270	90	270	270	90	270



Anodised Aluminium

	Silver	90338	90340	88172	88204	88173	88205	88174	88206	88218	88175	88207
	Gold	90468	90470		88249		88250		88251			88252

Profile

Article	ZB/45	ZB/60	ZB/60	ZB/100	ZB/125
Height H [mm]	4,5	6	8	10	12,5
Width L [mm]	2,3	2,8	2,8	2,8	2,8
Length [cm]	270	270	270	270	270



Bright polished Aluminium

	Silver	88260	88294	88295	88296	88297
	Gold	88261	88339	88340	88341	88342

Profile

Article	ZF/45	ZTM/45
Height H [mm]	4.5	4.5
Width L [mm]	2.3	2.3
Length [cm]	270	270

Bright satin Aluminium

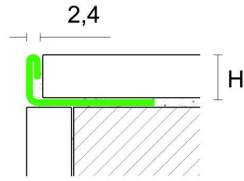
	Titanium	90341
	Smoked	90342

Profile

Article	ZV/60	ZV/80	ZV/100	ZV/125
Height H [mm]	6	8	10	12.5
Width L [mm]	2.8	2.8	2.8	2.8
Length [cm]	270	270	270	270

Painted Aluminium

	RAL 9010 - Pure white	88384	88385	88386	88387
--	-----------------------	-------	-------	-------	-------



Profile

Article	AI/30	AI/45	AI/50	AI/60	AI/80	AI/80	AI/100	AI/100	AI/125	AI/125
Height H [mm]	3	4.5	4.5	6	8	8	10	10	12.5	12.5
Width L [mm]	2.4	2.4	2.4	2.4	2.4	2.4	2.4	2.4	2.4	2.4
Length [cm]	270	270	270	270	90	270	90	270	90	270

Stainless Steel AISI 304 - DIN 1.4301

91636	91638	91640	91642	91604	91644	91606	91646	91608	91648
-------	-------	-------	-------	-------	-------	-------	-------	-------	-------

Profile

Article	AIL/45
Height H [mm]	4.5
Width L [mm]	2.4
Length [cm]	270

Super-polished Stainless Steel AISI 304 - DIN 1.4301

91690
-------

**Profile**

Article	AIS/45	AIS/60	AIS/80	AIS/100	AIS/125
Height H [mm]	4.5	6	8	10	12.5
Width L [mm]	2.4	2.4	2.4	2.4	2.4
Length [cm]	270	270	270	270	270

Satin finished Stainless Steel AISI 304 - DIN 1.4301

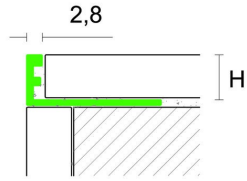
91671	91673	91674	91675	91676
-------	-------	-------	-------	-------

**Profile**

Article	AIX/60	AIX/80	AIX/100	AIX/125
Height H [mm]	6	8	10	12.5
Width L [mm]	2.4	2.4	2.4	2.4
Length [cm]	270	270	270	270

Stainless Steel AISI 316 - DIN 1.4404

91684	91685	91686	91687
-------	-------	-------	-------



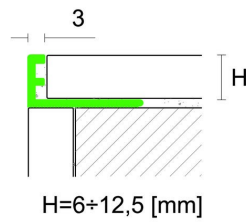
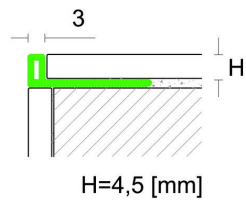
Profile

Article	ZK/60	ZK/80	ZK/100	ZK/125
Height H [mm]	6	8	10	12,5
Width L [mm]	2,8	2,8	2,8	2,8
Length [cm]	270	270	270	270

Cromium-plated Brass

88114	88115	88116	88117
-------	-------	-------	-------





















Profile

Article	PV/45	PV/60	PV/80	PV/100	PV/125
Height H [mm]	4.5	6	8	10	12.5
Width L [mm]	3	3	3	3	3
Length [cm]	270	270	270	270	270

Rigid PVC

	Anthracite	80619			
	Pastel Blue		80544	80545	80546
	Beige bahama	80615	80552	80553	80554
	White	80611	80500	80501	80502 80503
	Snow White	80610	80496	80497	80498 80499
	Peach		80556	80557	80558
	Pastel pink		80548	80549	80550
	RAL 1015 - Ivory	80613	80508	80509	80510
	RAL 1019 - Beige grey	80614	80512	80513	80514
	RAL 1023 - Yellow		80536	80537	80538
	RAL 3002 - Red		80528	80529	80530
	RAL 7030 - Stone grey	80616	80516	80517	80518
	RAL 7035 - Light grey	80618	80524	80525	80526 80527
	RAL 7038 - Ash grey	80617	80520	80521	80522
	RAL 9001 - White cream	80612	80504	80505	80506 80507
	RAL 9005 - Black	80620	80532	80533	80534